

Labour Market Information News

Published by the Department of Labour, Skills and Immigrati

November 2023

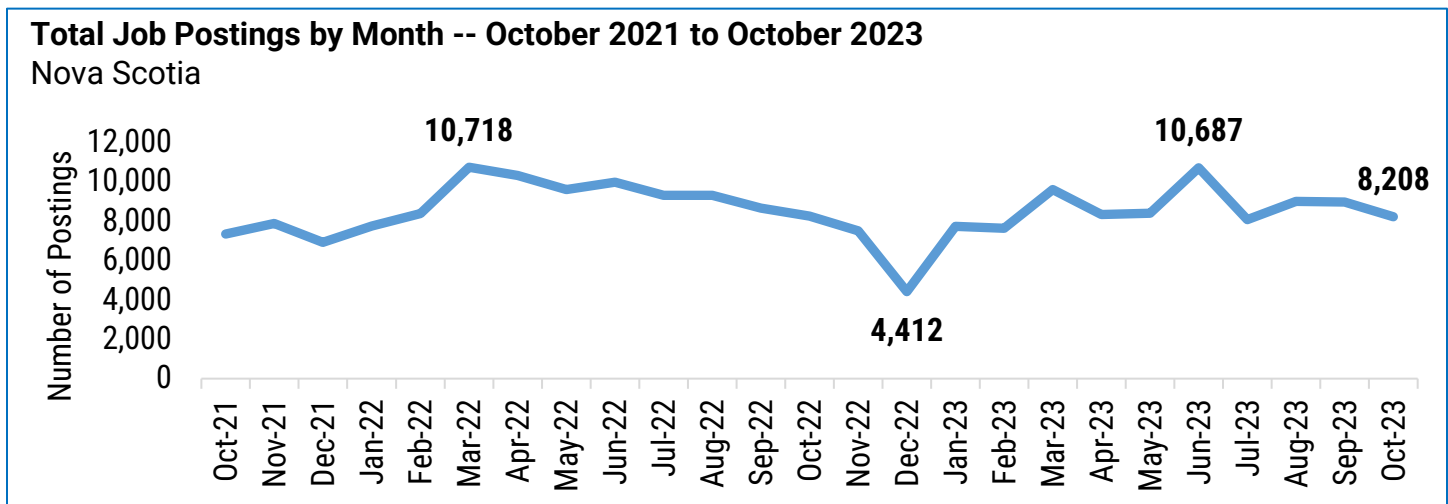
Online Job Postings in Nova Scotia – October 2023

Overview

The total number of seasonally unadjusted job postings in Nova Scotia measured by Vicinity Jobs was 8,208 during the month of October. Total postings decreased by 745 (-8.3%) compared to September. October data is preliminary and may be revised.

During the month of October, the number of job postings by industry was highest for “health care & social assistance” followed by “retail trade” and “public administration.”

Total Online Job Postings

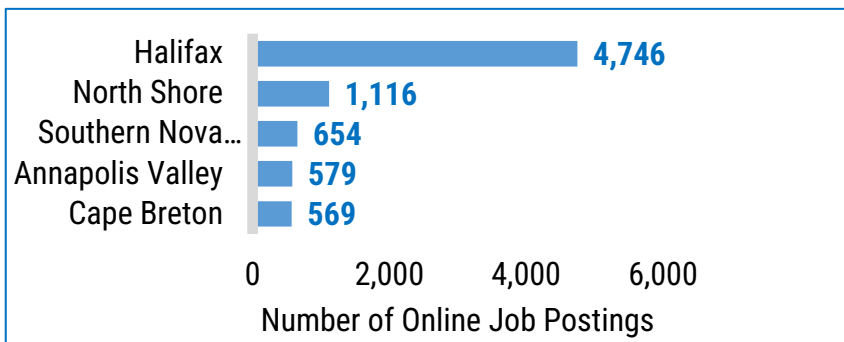


- During the month of October 2023, there were 8,208 online job postings in Nova Scotia – down 8.3% (-745 postings) from the prior month. Year-over-year, the number of postings were 0.3% lower than October of 2022, when 8,234 jobs were posted.
- The average number of postings over the trailing 12-month period (November 2022 to October 2023) was 8,202 – 7.9% lower than the average in the same period in the previous year (November 2021 to October 2022) of 8,910.

Labour Market Information News

Department of Labour, Skills and Immigration, Research, Accountability & Intergovernmental Affairs Division

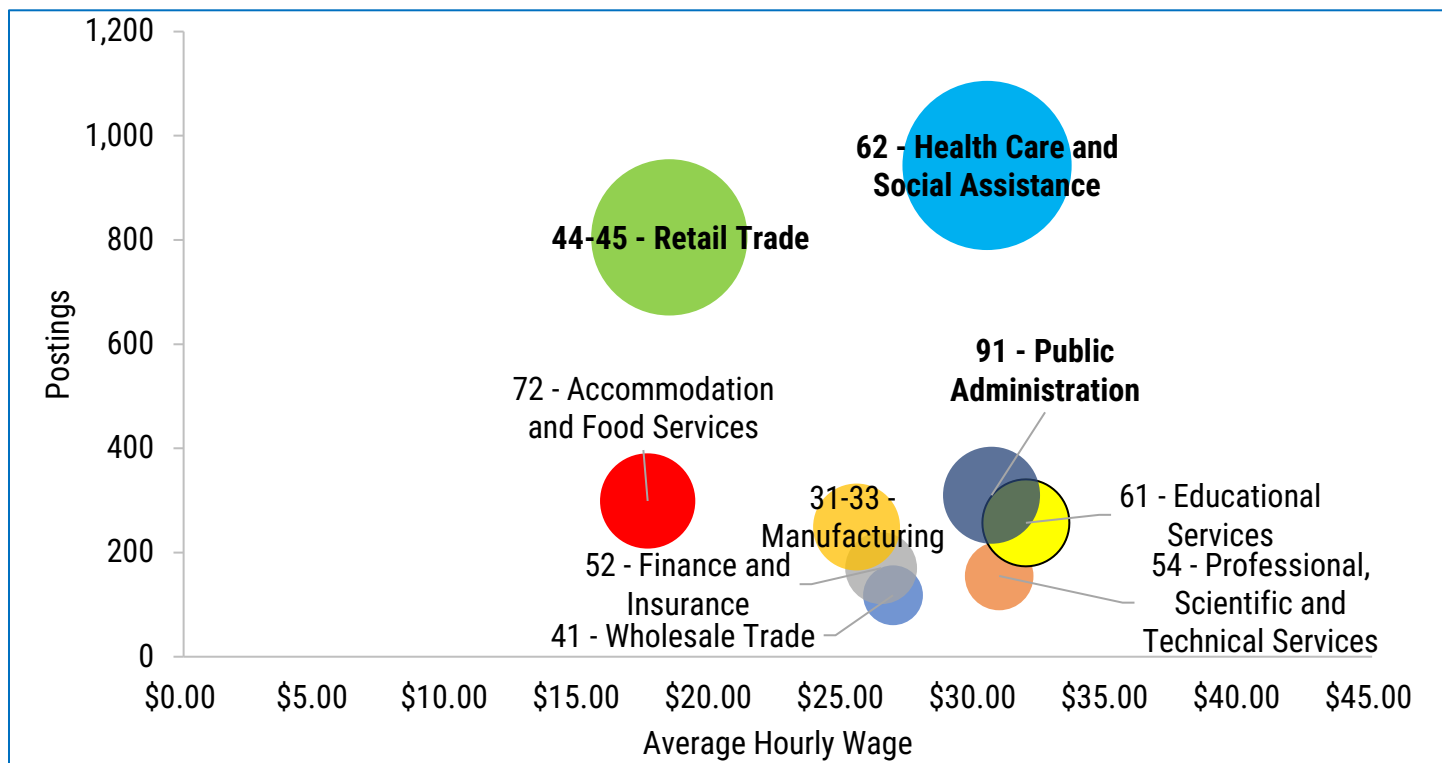
October 2023 Online Job Postings by Economic Region



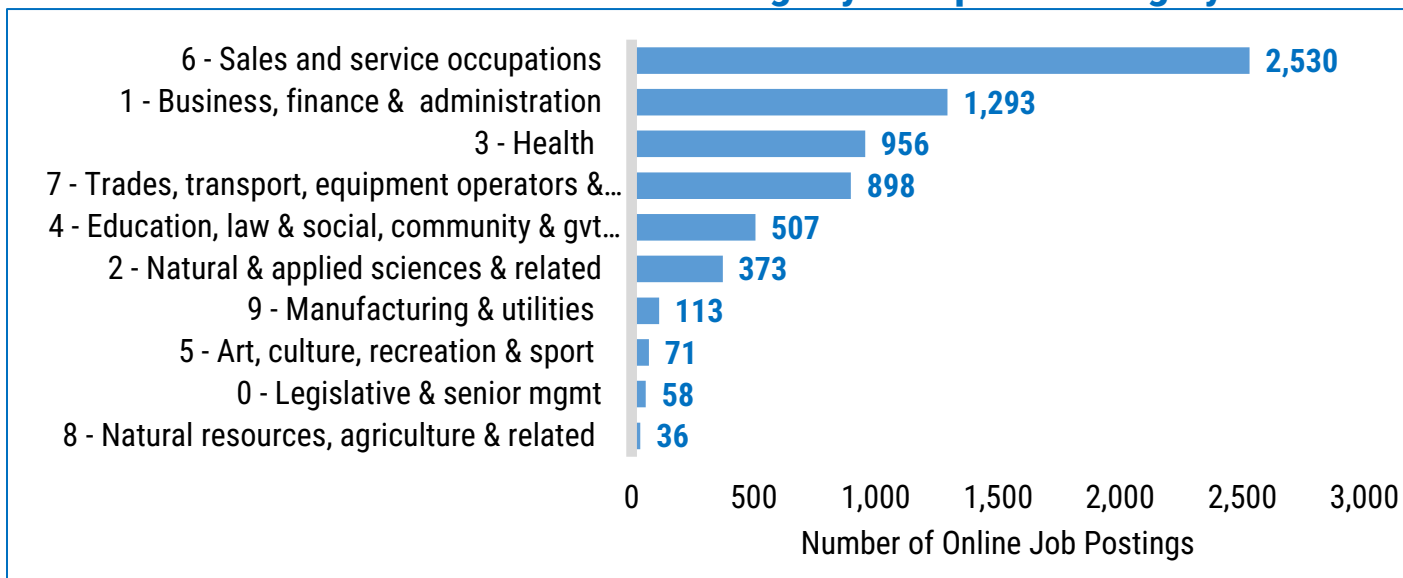
- Most online job postings in the month of October were in the Halifax economic region (4,746 postings, 61.9% of postings with identified economic regions).
- This was followed by the North Shore (14.6%), Southern (8.5%), Annapolis Valley (7.6%) and Cape Breton (7.4%) regions.
- 93.4% of job postings had identifiable economic regions.

October 2023 Online Job Postings by Industry

- The chart below contains the top ten industries by total online job postings in Nova Scotia and their offered average hourly wage over the month of October 2023.
- “Health Care and Social Assistance” had the highest number of job postings in October. “Retail Trade” was second highest, and “Public Administration” came in third.
- The highest average hourly wage was offered in “Educational Services” (\$31.89/hour), followed by “Professional, Scientific and Technical Services” (\$30.88/hour) and “Public Administration” (\$30.59/hour).

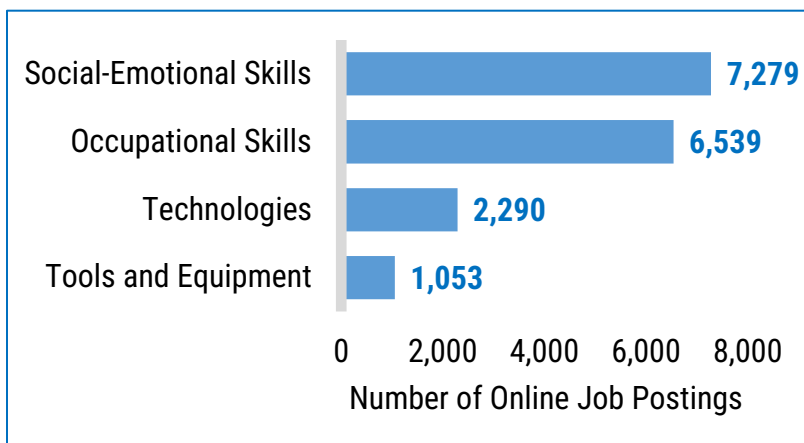


October 2023 Online Job Postings by Occupation Category



- The occupation category with the most online job postings in October was “sales and service,” accounting for 37.0% of all identifiable postings, having decreased by 654 postings (-20.5%) compared with September.

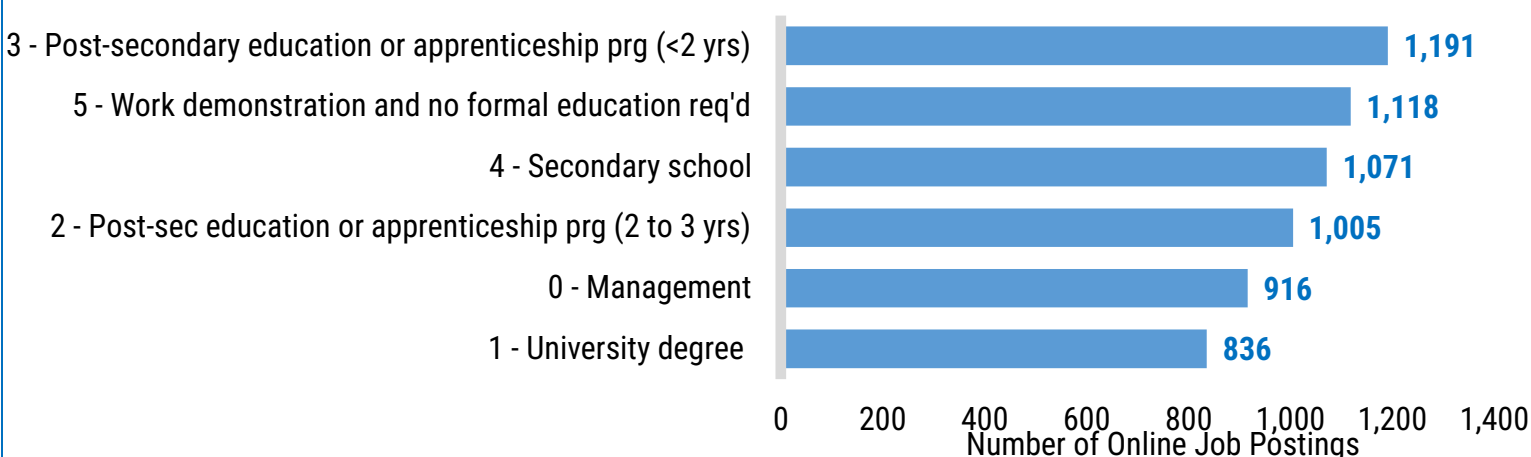
October 2023 Online Job Postings by Skill Group



- Among online job postings where skill requirements could be identified, 92.5% of postings in October (7,279) required social-emotional skills.
- 83.1% of postings (6,539) listed occupational skills¹ as a requirement, followed by skills related to technologies (2,290 postings, 29.1%), and tools and equipment (1,053, 13.4%).
- Note: a posting may have requirements matching multiple skill groups.

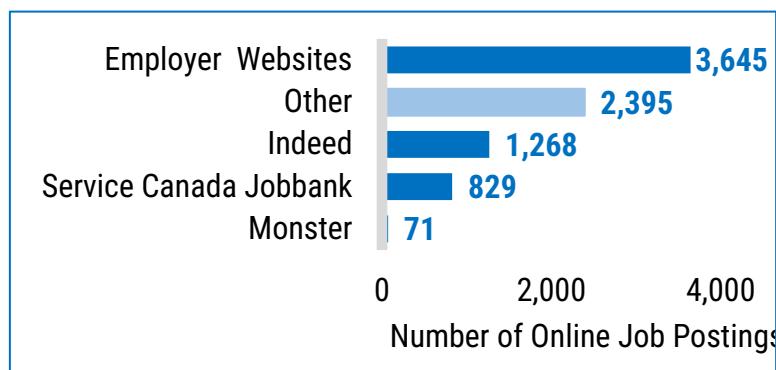
¹ Occupational skills are a set of knowledge and skills that employees need for a specific job or occupation.

October 2023 Online Job Postings by Training, Education, Experience & Responsibilities (TEER) Level



- In contrast with postings by skill group, online job postings are only matched to one training, education, experience & responsibilities (TEER) level where requirements are identified. TEER levels replaced skill levels with the transition to the 2021 version of the National Occupational Classification (NOC) system.
- The most common skill level required of online job postings in October was “post-secondary education or apprenticeship with less than 2 years of experience”, (accounting for 1,191 postings, or 19.4% of identifiable postings). Among non-managerial postings, 78.6% of postings in October required a formal education (secondary school or higher).
- This was followed by “work demonstration and no formal education required” (1,118 postings, 18.2%), “secondary school” (1,071 postings, 17.5%), “post-secondary education or apprenticeship program of 2 to 3 years” (1,005 postings, 16.4%), “management” (916 postings, 14.9%) and “university degree” (836 postings, 13.6%).
- The TEER category of the remaining 2,071 job postings in October (25.2% of the total) could not be identified.

October 2023 Online Job Postings by Source



- Employer corporate websites were the main source of 44.4% of October’s online job postings (3,645 postings).
- Indeed (1,268 postings, 15.4%) and the Service Canada’s Job Bank (829 postings, 10.1%) were also significant sources of online postings. Monster was the source of 71 job postings (0.9%).

Note: Vicinity Jobs identifies original postings and eliminates duplicate reposts.

Appendix – TEER Categories and Examples of Jobs²

TEER	Occupation types	Examples
TEER 0	Management occupations	Advertising, marketing, and public relations managers Financial managers
TEER 1	Occupations that usually require a university degree	Financial advisors Software engineers
TEER 2	Occupations that usually require <ul style="list-style-type: none"> - a college diploma - apprenticeship training of 2 or more years, or - supervisory occupations 	Computer network and web technicians Medical laboratory technologists
TEER 3	Occupations that usually require <ul style="list-style-type: none"> - a college diploma - apprenticeship training of less than 2 years, or - more than 6 months of on-the-job training 	Bakers Dental assistants and dental laboratory assistants
TEER 4	Occupations that usually require <ul style="list-style-type: none"> - a high school diploma - several weeks of on-the-job training 	Home child care providers Retail salespersons and visual merchandisers
TEER 5	Occupations that usually need short-term work demonstration and no formal education	Landscaping and grounds maintenance labourers Delivery service drivers and door-to-door distributors

² Source: Immigration, Refugees and Citizenship Canada