

Labour Market Information News

Published by the Department of Labour, Skills and Immigration


December 2022

Job Vacancy & Wage Survey, 3rd Quarter 2022

Nova Scotia Highlights

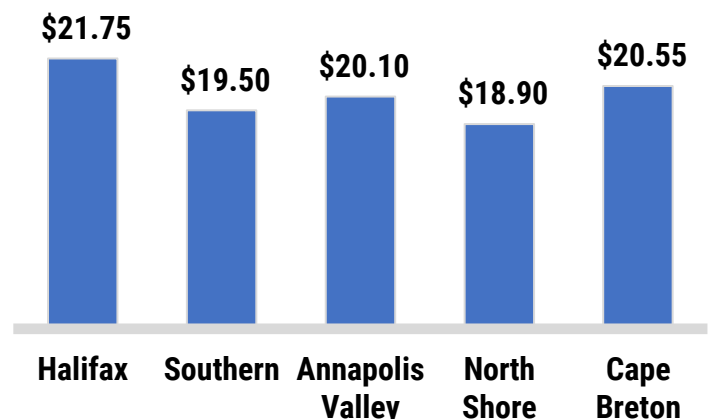
The number of job vacancies in Nova Scotia decreased by 1.7% to 22,960 in Q3 of 2022. The vacancy rate is higher than one year ago (there were 18,160 vacancies in Q3 of 2021).

22,960 job vacancies in 2022 Q3




- **Job vacancies** in Q3 of 2022 in Nova Scotia decreased by 400 (-1.7%) compared to last quarter.
- The average offered **hourly wage** is \$20.80, up \$0.30 (+1.5%) compared to last quarter.
 - During Q3 of 2022, all economic regions posted wage gains for vacant positions. The highest increase was in the Cape Breton region (+2.2%), followed by the Southern (+2.1%), Annapolis Valley (+2.0%), North Shore (+1.6%), and Halifax (+1.2%) regions.

Average Offered Hourly Wage by Educational Requirements -- Q3 2022



- The average offered hourly wage increases, on average, with the educational requirements of the offered position.

Average Offered Hourly Wage by Educational Requirements -- Q3 2022



The **job vacancy rate**, the number of job vacancies expressed as a percentage of labour demand (the sum of occupied and vacant jobs), decreased by a 0.2 percentage points in Q3 of 2022 to 5.2%.

Job Vacancy & Wage Rate	Q3 2021	Q2 2022	Q3 2022	Q/Q % change	Y/Y %change
Job vacancies	18,160	23,360	22,960	-1.7%	+26.4%
Payroll employees	400,590	406,950	419,620	+3.1%	+4.8%
Job vacancy rate	4.3%	5.4%	5.2%	-0.2 points	+0.9 points
Average offered hourly wage	\$ 19.65	\$ 20.50	\$20.80	+1.5%	+5.9%

Source: Statistics Canada, Job Vacancy & Wage Survey, Table 14-10-0325-01, Unadjusted for Seasonality.