

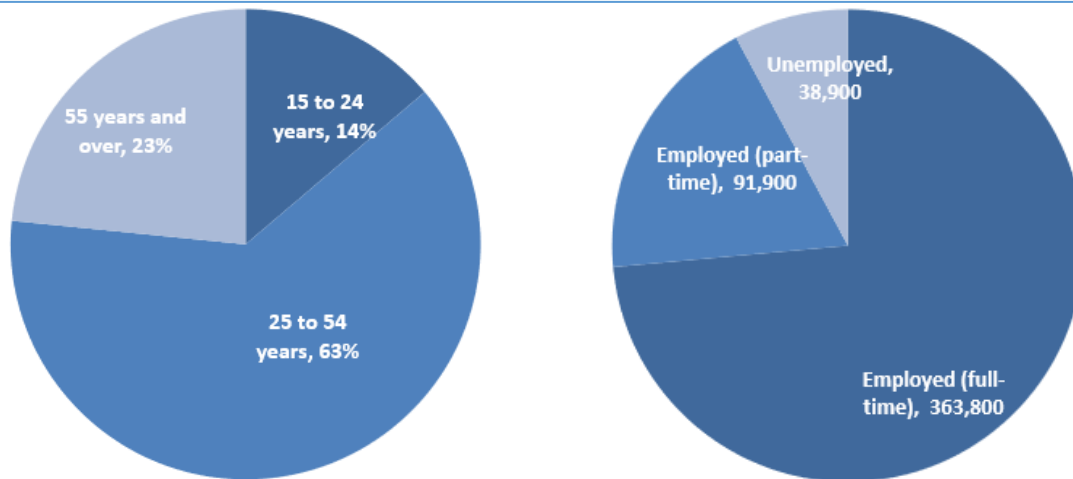


Research, Information and Analysis on Nova Scotia's labour market collected by LAE's RAIA division.

Labour Force Survey, September 2020: Nova Scotia Highlights

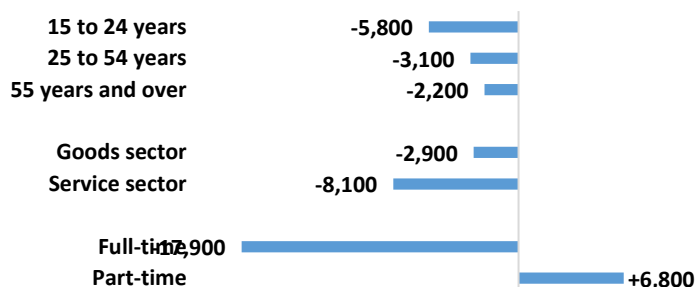
- Nova Scotia's **labour force** remained stagnant at 494,500 in September. Compared to a year ago, the labour force is 8,700 lower (-1.7%).

Labour Force Breakdown by Age and Employment Status, September 2020

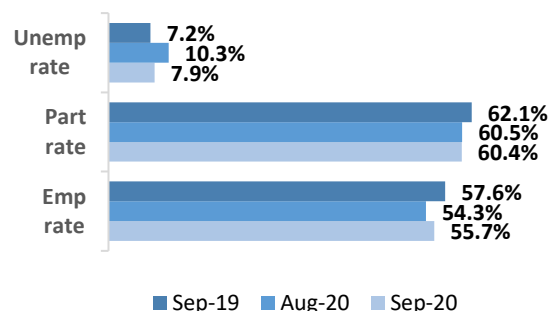


- Employment** continued to grow for the fifth consecutive month in September (+12,000, +2.7%). However, compared to September 2019, employment was still 11,100 lower (-2.4%).
 - The year-to-year employment decline was observed across all age groups, but more for younger workers. Youth (aged 15-24) experienced the highest decline in employment (-5,800, -8.8%). The employment of core-aged workforce (aged 25-54) and older workers (aged 55 and over) decreased by -1.1% and -2.0% respectively.
 - Wholesale and retail trade, accommodation and food services and construction experienced the biggest employment contractions compared to twelve months ago, by 12,500 jobs, 4,900 jobs and 2,400 jobs respectively.
- The monthly **unemployment rate** dropped significantly from 10.3% in August to 7.9% in September, only 0.1 percentage points higher than February level. Compared to September 2019, the unemployment rate was 0.7 percentage points higher.

Change of Employment by Groups, Sep 2019 to Sep 2020



Labour Market Indicators, Sep 2019, Aug 2020 & Sep 2020



Source: Statistics Canada, Labour Force Survey, Table 14-10-0287-03 & Table 14-10-0355-02, Adjusted for Seasonality, Both Sexes, Ages 15+.