

Labour Market Information News

Department of Labour and Advanced Education

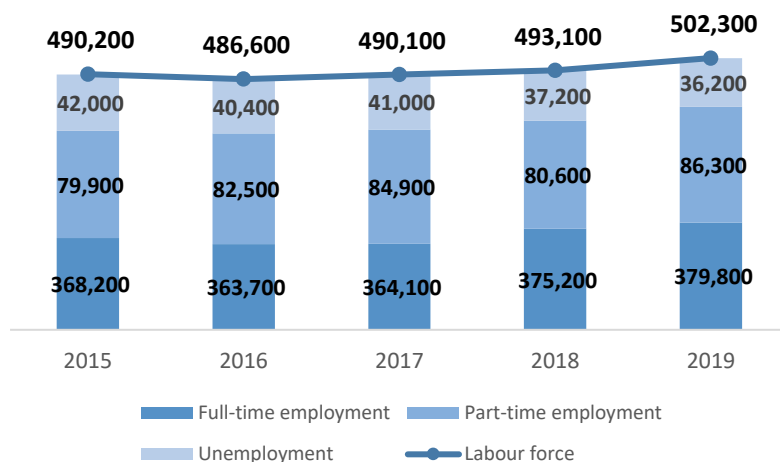


Research, Information and Analysis on Nova Scotia's labour market collected by LAE's RAIA division.

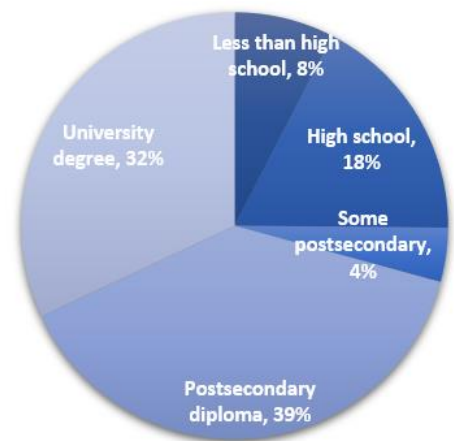
Labour Force Survey, 2019: Nova Scotia Highlights

- Nova Scotia's labour force has been on a four-year upward trend since 2016. It grew by 9,200 (+1.9%) to 502,300 from 2018 to 2019. The employment rates of youth (aged 15-24) and core-aged (aged 25-54) reach their peaks (60.4% and 81.6%) since the inception of the modern Labour Force Survey in 1976. The employment rate of older workers (aged 55 and over) also rests at one of its highest points.
- Unemployment rate in Nova Scotia continues to drop, resting at 7.2% in 2019, down from 7.5% in 2018 and 8.4% in 2017.

Labour Force Trend, 2015-2019

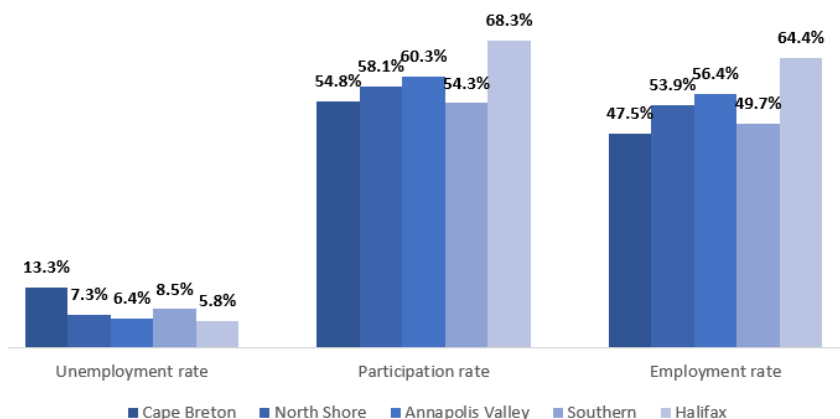


Labour Force (Aged 25+) by Education

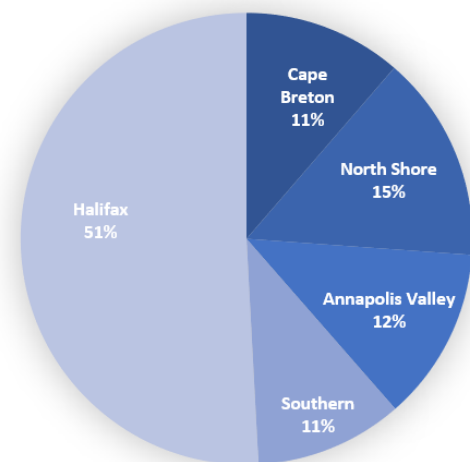


- As the largest population center, Halifax accounts for half of the provincial labour force. Its labour market also outperforms other economic regions'. Cape Breton, on the other hand, continues to fall behind with the highest unemployment rate (13.3% vs provincial average 7.2%) and the lowest employment rate (47.5% vs provincial average 57.7%).

Labour Market Indicators by Economic Region



Labour Force by Economic Region



Source: Statistics Canada, Labour Force Survey, Table 14-10-0090-01 & Table 14-10-0118-01, Adjusted for Seasonality, Both Sexes, Ages 15+.